



WIRELESS

CHARGER FOR
SMARTPHONES
WITH QI-STANDARD



MW 2 L



User Manual

Thanks for choosing us.

This is a smart phone wireless charger that allows you enjoy the fun of digital products easily.

Please kindly read the user manual before using and keep it for future reference.



Specification:

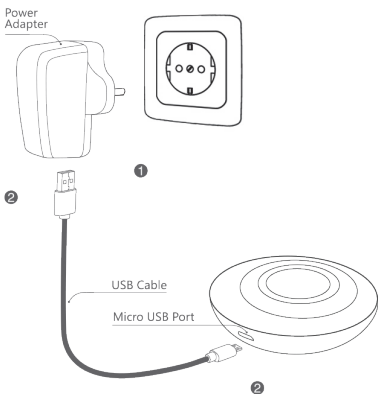
Standard: Qi Compatible: All Qi standard device

Input: DC 5V 2A Charging distance: 4~10 mm

Frequency: 110 - 205 kHz Conversion: $\geq 75\%$

Diameter: 88 mm Thickness: 20 mm

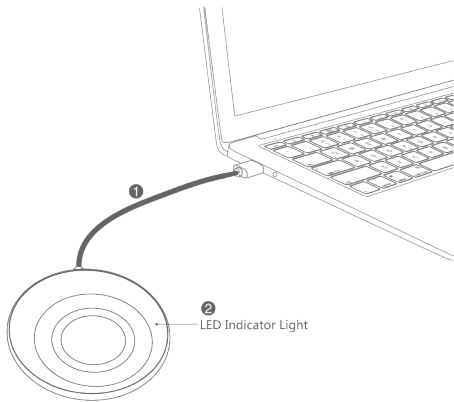
Connect to Power Adapter



1. Connect the power adapter to socket.
2. Connect adapter to the USB 2.0 Interface, the other Micro USB to pad.
3. Standby LED lights flash by blue 2 times, then auto turn OFF.

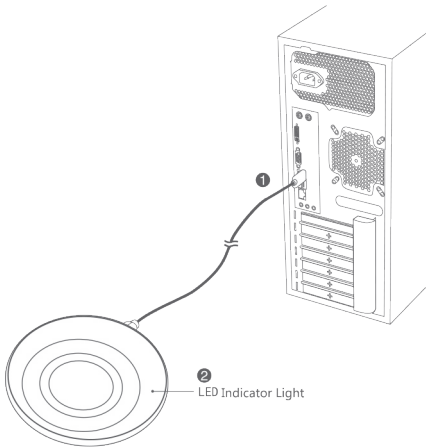
Note: Charging pad controlled by smart chips, long-term standby can be assured.

Connect to Laptop for Charging



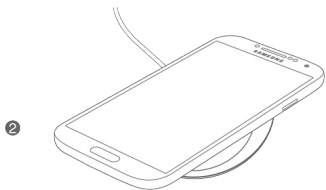
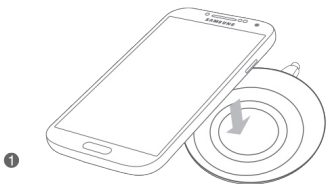
1. Connect the USB 2.0 interface into laptop USB port, the other Micro USB to pad.
2. Standby LED lights flash by blue 2 times, then auto turn OFF.

Connect to Desktop for Charging



1. Connect the USB 2.0 Interface into desktop motherboard USB port, the other Micro USB to pad.
2. Standby LED lights flash by blue 2 times, then auto turn OFF.

Charging mode





1. Standby LED lights flash by blue 2 times, then auto turn OFF.

2. Put wireless charging mobile phone on the pad, the led light will turn to blue, it shows that the phone is already found the right charging position and start charging.



Notes

1. Do not squeeze or collisions.
 2. Do not disassemble or throw into fire or water, to avoid causing a short circuit leakage.
 3. Do not use wireless charger in severely hot humid or corrosive environments, to avoid circuit damage and occurs leakage phenomenon.
 4. Do not place too close with magnetic stripe or chip card (ID card, bank cards, etc.) to avoid magnetic failure.
 - s. Please keep the distance at least 20cm between implantable medical devices (pacemakers, implantable cochlear, etc.) and the wireless charger, to avoid potential interference with the medical device.
 6. To take care of children, to ensure that they won't use the wireless charger as a toy, to avoid accidents.
- 
- 

Includes: Wireless Charger, Micro USB Cable, User Manual.

Power adapter is purchased separately If you need.



Hereby, Transmedia Kabelverbindungen GmbH declares that the radio equipment type MW 2 L is in compliance with Directive 2014/53/EU. The full text of the EU declaration of conformity is available at the following internet address:
[http://www.transmedia-germany.com/downloads/download/docs/CE_MW 2 L_17100402](http://www.transmedia-germany.com/downloads/download/docs/CE_MW_2_L_17100402)



Rev.1 - 28.02.18

