




HP 63-1 L / HP 63-2 L

# GUIDEBOOK

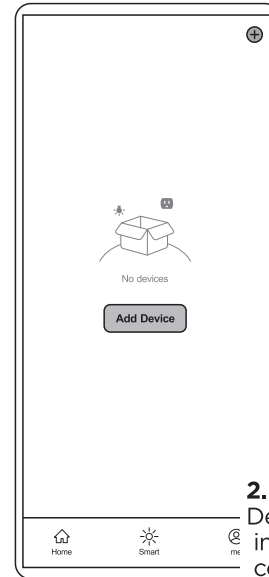
of Tuya App Installation  
and Remote




- The guidebook is for illustration purpose only and the latest App may vary.
- Download the Tuya Smart App from App Store or Google Play.
- Wi-Fi Standard: IEEE 802.11b/g/n  
Operation frequency: 2.400-2.4835GHz  
RF output power: 20dBm Max




1. Sign in with phone number and a verification code, follow the instructions to enter.



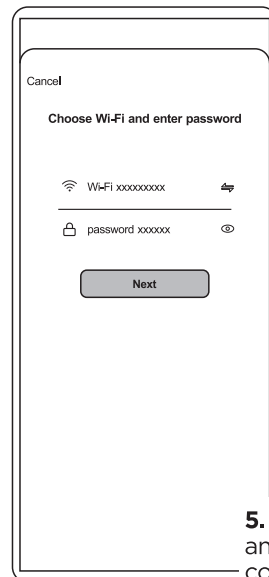
2. Tap "Add Device" / "+" icon in the upper right corner to enter the device selection page.



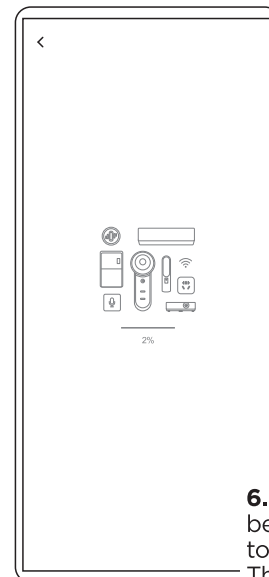
3. Turn on the 2.4G wireless as promoted by the APP, then connect your phone to the 2.4G Wi-Fi.




4. Click "Motorized TV Solution" in the "Auto Scan" page and go to "Next".




5. Click the Wi-Fi and enter the corresponding password and tap "Next".

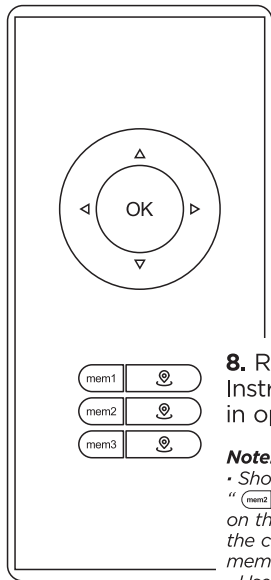


6. The device will be added after 10 to 60 seconds. The unit will emit a beep indicating success.



7. Once device is connected, click on the "Done" to enter the "remote" dashboard.  
• You can also edit your device name by clicking the pencil icon .


## Home Management Instruction (H1-H5)



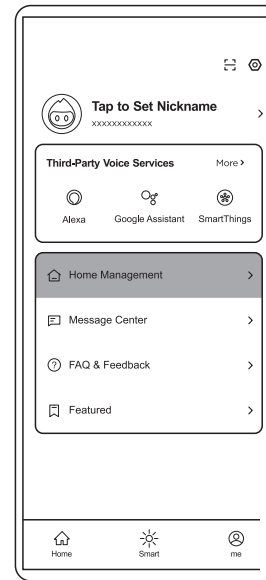
**8.** Refer to the Instruction Manual in operation.

**Note:**


- Short press the “mem1”, “mem2” or “mem3” button on the device to save the current position to memory.
- Use the remote control to set the lowest height limit.



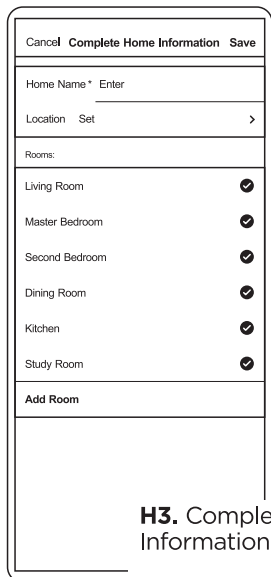
**9.** Long press the device to disconnect in the front page.



**H1.** Tap “me” at the bottom, then tap “Home Management”.




**H2.** Tap “Create a Home”

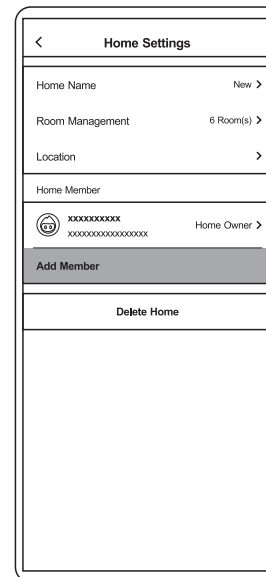


**H3.** Complete new Home Information and save it.

**Note:** Home name is compulsory and allows a maximum of 25 characters.



**H4.** Choose the Home you just created in the list.



**H5.** Choose “Add Member” to add other users into a Home. The user will receive a notification on the app and be able to control the device after they accept the invitation.

**Note:** One device is not able to be connected by multiple users except for Home Management Function. Former user needs to disconnect the device on the app (or long press Remote “set” button for 5 seconds to disconnect) before new user connects.