

MAXTRACK®

## Wireless audio adapter Airplane Bluetooth Transmitter

MT 3 L  
User Manual



10 Mts  
Coverage  
range

Hours  
Airtime  
(Approximate)

Li-polymer

EN

### 1. Introduction

Thanks for choosing our wireless audio adapter. This device is a Bluetooth transmitter.

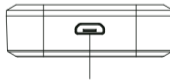
### 2. Specifications:

- Bluetooth Version: V5.0+EDR
- Bluetooth Frequency: 2402MHz-2480MHz
- Support Protocol: A2DP, AVRCP
- Bluetooth Distance: 10m (free space)
- Charging Input: DC 5V, 1A
- Built-in Battery: 200mAh

### 3. Packing Content:

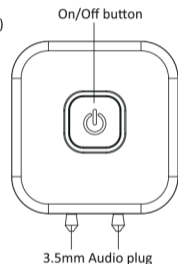
- adapter \*1pc
- User manual \*1pc
- USB charging cable \*1pc
- 3.5mm audio connect cable \*1pc
- RCA cable \*1pc

### 4. Appearance:



Micro USB charging port

EN-1

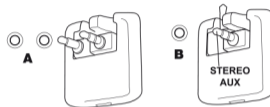


3.5mm Audio plug

### 5. Special designed two audio plugs:

The airline adapter audio Head is foldable; during usage, plug this device on audio sources by its dual(A) or single aux audio head(B), showed as below picture.

Note: for audio sources with single Aux out jack, use the Stereo Aux Head of this device to plug in.



### 6. Functional operation

A. It has built-in rechargeable battery for long standby. please fully charge this device before its usage.

B. To charge this device with micro-USB cable, when charging, the red indicator light will be on. When fully charged, the red indicator light will be off.

C. Power ON/OFF---Press and hold the multi-function button(MFB) for 3 seconds to power on. Long press MFB for three seconds to power off.

D. When it is paired successfully, click MFB once to disconnect, click again to search again. If it is disconnected, its blue indicator light will flash slowly and then it will be automatically power off after 5 minutes without connection with Bluetooth device, such as Bluetooth headphone, Bluetooth speaker, etc. If the device is searching and pairing, the blue indicator light will flash quickly, and blue light will stay on after successful connection.

E. Double-click MFB to clear the existed pairing and to research. during searching and pairing, blue indicator light will flash quickly.

EN-2

F. Low voltage indication---prompt 5 minutes before shutting down, blue indicator light blinks twice every one second  
G. Automatic shut-down----when the device is not connected for 60 seconds after the device is turned on, the blue light will flash slowly. When the device stops searching, short press the MFB to restart the searching and pairing. when the device is not connected for more than 5 minutes, the blue light turns off and the device will power off.  
H. To pair with one set of Bluetooth headphone

Two steps to connect it:

Step one: Press 3-5 seconds to power on the Bluetooth transmitter and then enter pairing mode

Step two: During searching and pairing, the blue indicator will flash fast. After successfully connected, the blue indicator light will stay on.

### Operation

Step 1: Long press to power on



Step 2: Choose a cable to plug to TV or PC



Step 3: Power on the earbud or headphone



Step 4: Paired successfully blue light stay on



EN-3

Notice:

1. Please keep Bluetooth headphone and this device close while pairing.
2. This device can only connect one Bluetooth device at the same time, such as Bluetooth headphone, Bluetooth speaker, etc.

### 7. Tips

1. Different Bluetooth devices (such as Bluetooth headsets) will have different searching connection time due to different Bluetooth chip solutions and transmission protocols used.
2. If the pairing connection fails or cannot connect successfully for a long time, please power off and turn on this device and connect again.
3. Please do not disassemble the device or not to repair by yourself.

Hereby, **Transmedia Kabelverbindungen GmbH** declares that the Wireless audio adapter (MT 3 L) are in compliance with Directive 2014/53/EU. The full text of the EU declaration of conformity is available at the following internet address: <https://www.transmedia-germany.com/download>



Transmedia Kabelverbindungen GmbH,  
Profilstr. 11, D-58093 Hagen

Revised 0  
2023

EN-4