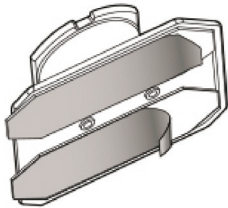
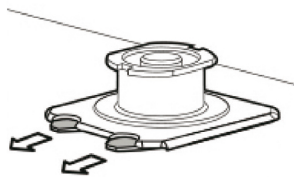


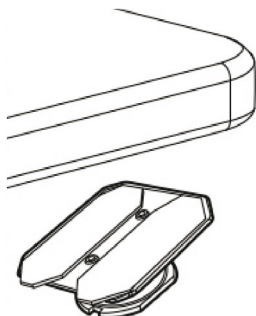
- 1 Remove the protective sheet



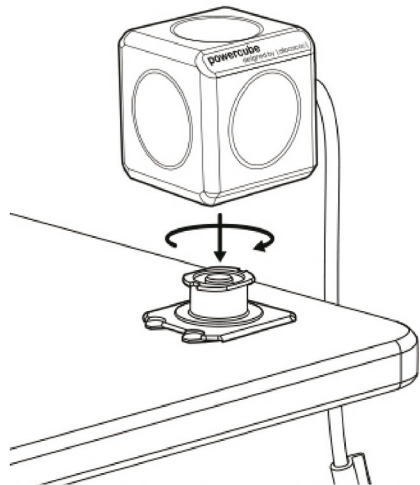
- 2 Stick the dock on a flat surface, also mounting it below your table is possible



or



- 3 Twist and lock



- 4 With the high-power USB port (2,1A), cell phones and other electronic products can directly be charged from your desktop

